


EBARA  
EBARA  
EBARA  
EBARA

# Model 3U/CDU

end suction centrifugal



EBARA

EBARA Fluid Handling

*an EBARA International Corporation company*

# Model 3U/CDU

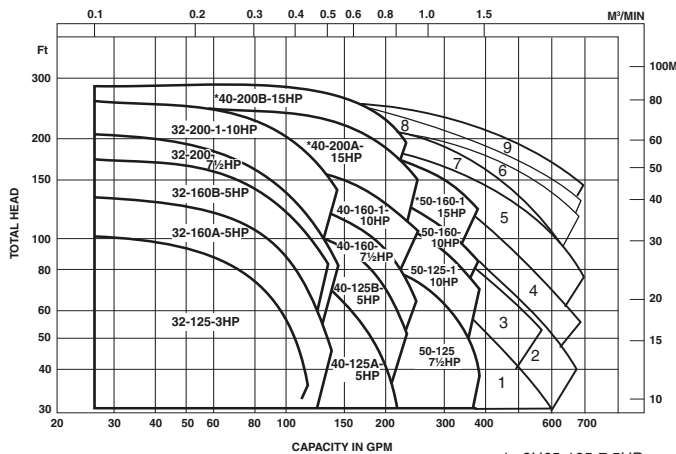
## Features

- **Close coupled design**
  - saves space; simplifies maintenance and installation
- **Stainless steel liquid end components**
  - high quality; corrosion resistance
- **Versatile mounting**
  - can be installed horizontally or vertically
- **Back pullout construction**
  - assembly and overhaul of the impeller and seal without disturbing suction and discharge connections
- **Top centerline discharge and foot support under casing**
  - ensures self-venting and reduces misalignment from pipe loads
- **High operating efficiency**
  - lowers operating costs
- **High quality mechanical shaft seals and o-rings**
  - available for standard pumping requirements or optional high temperature and chemical duty operation

## Applications

- Plant services
- Water supply systems
- Washing plants
- Cooling water
- Car wash
- Scrubbers
- Ultrapure water systems
- Jockey pump services
- Air conditioning
- Sprinkler/flow irrigation
- OEM equipment application
- Pressure boosting
- Liquid transfer
- Heat exchanger
- Spray systems
- Heating
- Beverage processing
- Pharmaceutical services
- Water reclamation and treatment
- General pump applications

## 3U selection chart

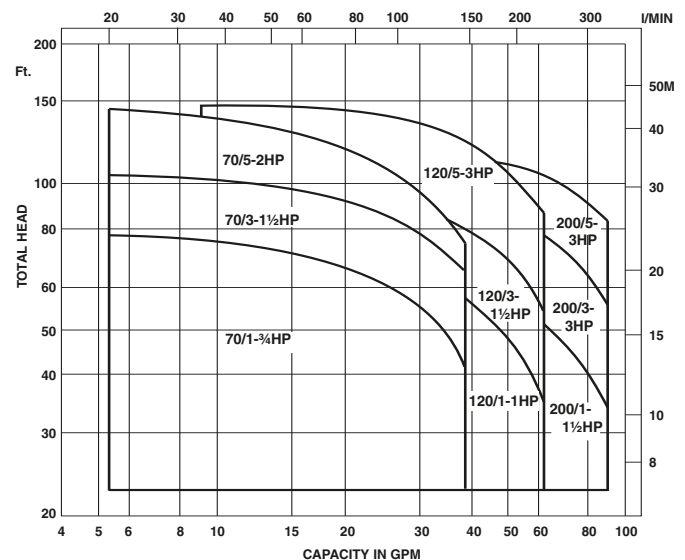


\*Three phase motor only

*\*Note: Model 3U-65 – standard bronze impeller; optional SS impellers available*

1. 3U65-125-7.5HP
2. 3U65-125-10HP
3. 3U65-160-10HP
4. 3U65-160-15HP\*
5. 3U65-160-20HP\*
6. 3U65-160-25HP\*
7. 3U65-200-20HP\*
8. 3U65-200-25HP\*
9. 3U65-200-30HP\*

## CDU selection chart



**EBARA Fluid Handling**

1651 Cedar Line Drive • Rock Hill, SC 29730 • (t) 803 327 5005 • (f) 803 327 5097

[www.pumpsebara.com](http://www.pumpsebara.com)

© 2006 EBARA International Corporation

EFHCDU3U0508